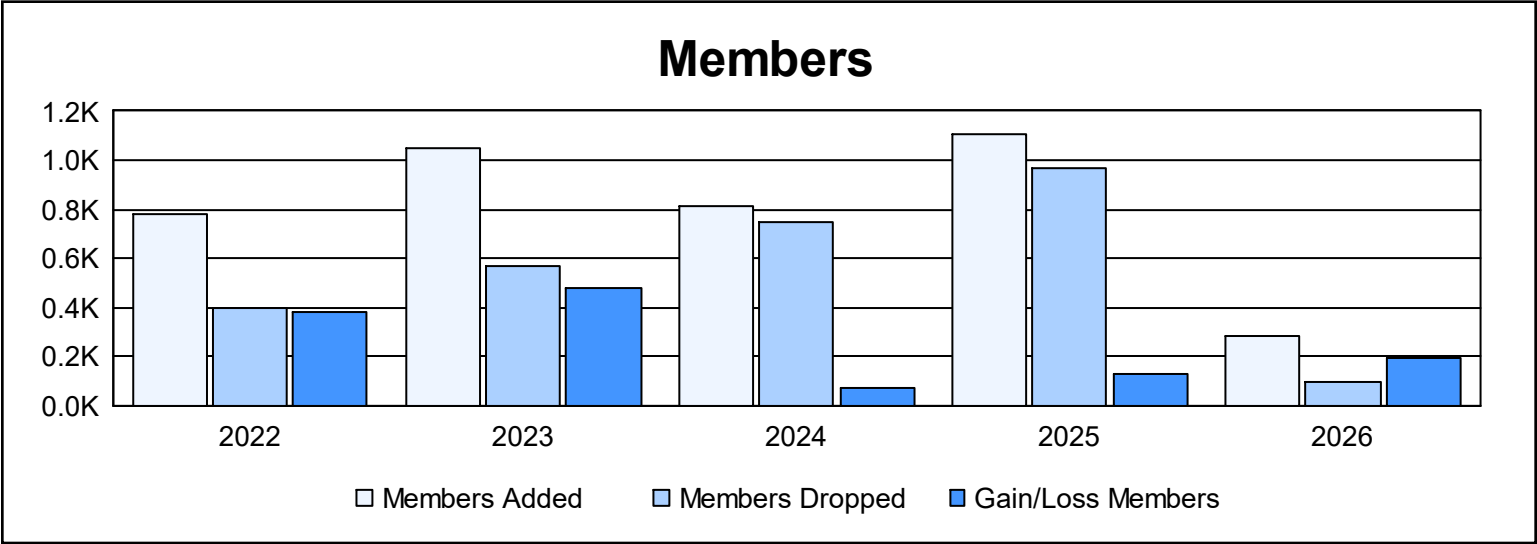
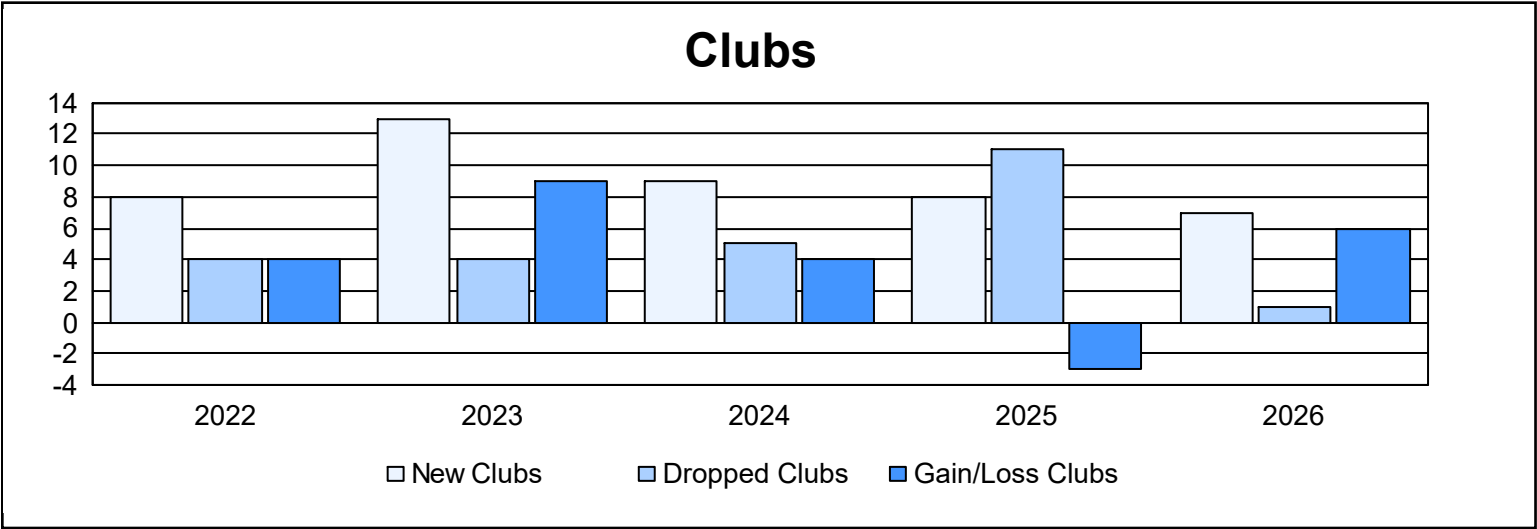
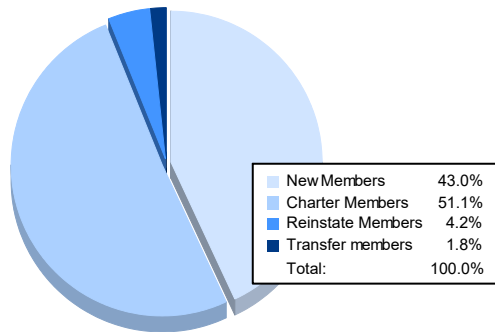


| Year | New Clubs | Dropped Clubs | Gain/ Loss Clubs | New Members | Charter Members | Reinstate Members | Transfer Members | Total Member Added | Total Members Dropped | Gain/ Loss Members |
|-----------|-----------|---------------|------------------|-------------|-----------------|-------------------|------------------|--------------------|-----------------------|--------------------|
| 2021-2022 | 8 | 4 | 4 | 487 | 241 | 46 | 8 | 782 | 398 | 384 |
| 2022-2023 | 13 | 4 | 9 | 597 | 394 | 46 | 16 | 1,053 | 571 | 482 |
| 2023-2024 | 9 | 5 | 4 | 525 | 231 | 40 | 16 | 812 | 744 | 68 |
| 2024-2025 | 8 | 11 | -3 | 764 | 216 | 74 | 48 | 1,102 | 971 | 131 |
| 2025-2026 | 7 | 1 | 6 | 122 | 145 | 12 | 5 | 284 | 94 | 190 |
| Average | 9 | 5 | 4 | 499 | 245 | 44 | 19 | 807 | 556 | 251 |



Membership Composition September 2025 Cumulative



Gender Composition September 2025 Cumulative

